

CONTACT US

Telefax: +965 24722605

P.O. Box 18141 - Code 81002 - Kuwait

info@gloryled.net - info@alderwaza-kwt.com

www.gloryled.net

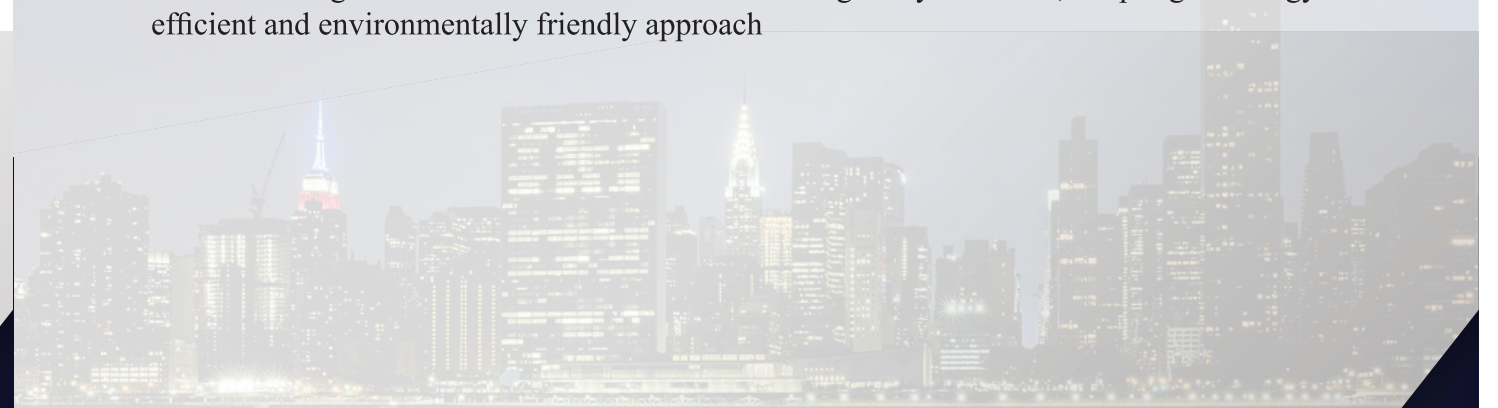
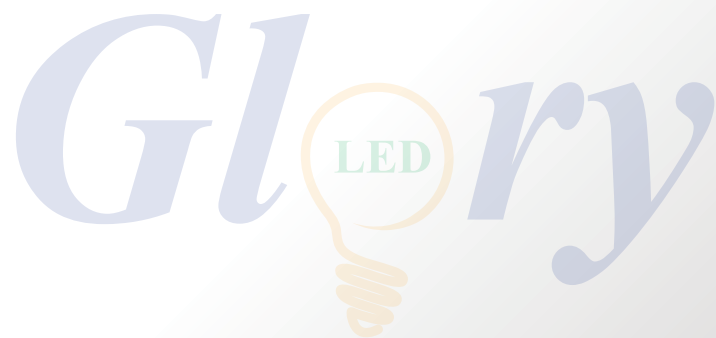


ABOUT US

Here at Al Derwaza Al Kuwaitia / Glory LED, we pride ourselves on our typically co-operative work ethic and continuous innovation process. We specialise in the ever growing LED market world renowned for their durability and low energy consumption. Having been around for a years, the existing technology powering these products is always evolving and adapting to our collective needs as a race.

Serving the breadth of the Kuwait and Gulf Countries Market from kuwait, we cater for an array of premium CE RoHS TUV GS ERP and BV safety certified smart LED based products via a dynamic and economical trading infrastructure. All of our goods are tested rigorously to ensure a pristine final product for the end-consumer. Our highly selective team is enthusiastic, well informed and truly customer focussed. Consumer satisfaction is what we believe drives a sustainable and mutually satisfying business.

We have an extensive and proficient manufacturing network supporting us. Our products feature revolutionary components from: Cree, Epistar, Phillips, Bridgelux, Samsung and Meanwell. Our vision is focussed on supplying superior quality products at a wholesale price on a global scale, which we are achieving through vertical integration and ingenious creations that are driving the LED market trends. We aim to brighten your world, adopting an energy efficient and environmentally friendly approach





Smart Green Light



Glory LED Products Standards
Comply with GS TUV EMC LVD ErP RoHS






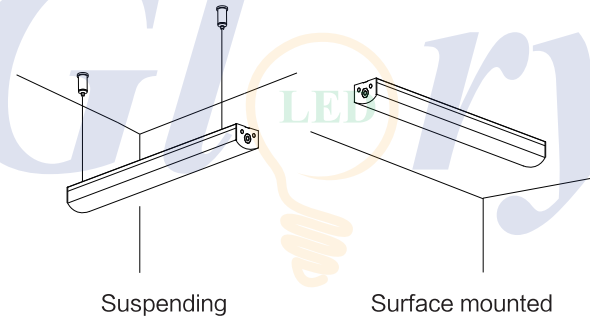
LED Tri-proof Light



MODEL NO.:	GLR-5040	GLR-5045	GLR-5050
SKU CODE:	5041 3000K Warm White 5042 4500K Daylight White 5043 6000K Cool White	5046 3000K Warm White 5047 4500K Daylight White 5048 6000K Cool White	5051 3000K Warm White 5052 4500K Daylight White 5053 6000K Cool White
WATTS:	18 W	36 W	54 W
SIZE:	600x120x80	1200x120x80	1500x120x80
Voltage:	AC 175 - 250 V	AC 175 - 250 V	AC 175 - 250 V
Lumen:	1800 Lm	3600 Lm	5400 Lm
CRI:	Ra>80	Ra>80	Ra>80
Angle:	130°	130°	130°
Material:	PC	PC	PC
Chip Type:	Epistar	Epistar	Epistar
PF:	> 0.5	> 0.5	> 0.5
Operating Temp:	-20~+40°C	-20~+40°C	-20~+40°C
Life Span:	35,000 H	35,000 H	35,000 H



Installation



Contents

LED Spot Light

Page 5 - 7

LED Tubes

Page 14

LED Panels Light

Page 21 - 25

LED Bulckhead Light

Page 29 - 30

LED Industrial Light

Page 33

Certificates

Page 35

LED Bulbs

Page 8 - 13

LED Strip Light

Page 15 - 20

LED Down Light

Page 26 - 28

LED Flood Light

Page 31 - 32

LED Tri-proof Light

Page 34



LED Industrial Light




MODEL NO.:	GLR-8100	GLR-8110	GLR-8120
SKU CODE:	8101 3000K Warm White 8102 4500K Daylight White 8103 6000K Cool White	8111 3000K Warm White 8112 4500K Daylight White 8113 6000K Cool White	8121 3000K Warm White 8122 4500K Daylight White 8123 6000K Cool White
WATTS:	18 W	36 W	54 W
SIZE:	665x108x80	1203x108x80	1503x108x80
Voltage:	AC 175 - 250 V	AC 175 - 250 V	AC 175 - 250 V
Lumen:	1800 Lm	3600 Lm	5400 Lm
CRI:	≥ 70 / 80	≥ 70 / 80	≥ 70 / 80
Angle:	120°	120°	122°
Material:	Al / PC	Al / PC	Al / PC
Chip Type:	Epistar	Epistar	Epistar
PF:	> 0.5 / 0.9	> 0.5 / 0.9	> 0.5 / 0.9
Operating Temp:	-20~+40°C	-20~+40°C	-20~+40°C
Life Span:	35,000 H	35,000 H	35,000 H



LED Flood Light



MODEL NO.:	GLR-4255	GLR-4260
SKU CODE:	4256 3000K Warm White 4257 4500K Daylight White 4258 6000K Cool White	4261 3000K Warm White 4262 4500K Daylight White 4263 6000K Cool White
WATTS:	150W	200W
SIZE:	-	-
Voltage:	AC110-240V	AC110-240V
Lumen:	15000Lm	20000Lm
CRI:	Ra>80	Ra>80
Angle:	120°	120°
Material:	Aluminium	Aluminium
Chip Type:	Epistar	Epistar
PF:	>0.9	>0.9
Operating Temp:	-20~+40°C	-20~+40°C
Life Span:	35,000 H	35,000 H



GU10 LED Spotlights



NON DIMMABLE



DIMMABLE

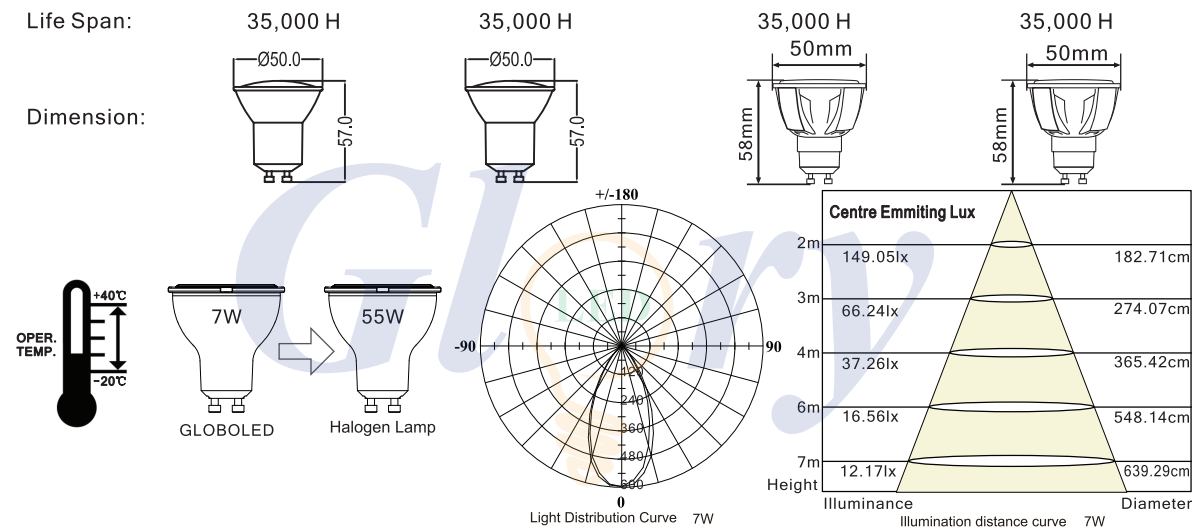
NON DIMMABLE

DIMMABLE

Compatible with leading edge and trailing edge dimmers

Compatible with leading edge and trailing edge dimmers

MODEL NO.:	GLR-1060	GLR-1025D	GLR-1065	GLR-1030D
SKU CODE:	1061 2700K Warm White 1062 3000K Warm White 1063 4500K Daylight White 1064 6000K Cool White	1026 2700K Warm White 1027 3000K Warm White 1028 4500K Daylight White 1029 6000K Cool White	1066 2700K Warm White 1067 3000K Warm White 1068 4500K Daylight White 1069 6000K Cool White	1031 2700K Warm White 1032 3000K Warm White 1033 4500K Daylight White 1034 6000K Cool White
WATTS:	6W	6W	7W	7W
Lamp Base:				
Voltage:	AC110-240V	AC220-240V	AC175-250V	AC220-240V
Lumen:	540Lm	540Lm	540Lm	540Lm
CRI:	Ra>80	Ra>80	Ra>80	Ra>80
Angle:				
Material:	Aluminium	Aluminium	Aluminium+Plastic	Aluminium+Plastic
Chip Type:	Epistar COB	Epistar COB	CREE COB	CREE COB
PF:	>0.5	>0.5	>0.5	>0.5





GU10 LED Spotlights



NON DIMMABLE

DIMMABLE

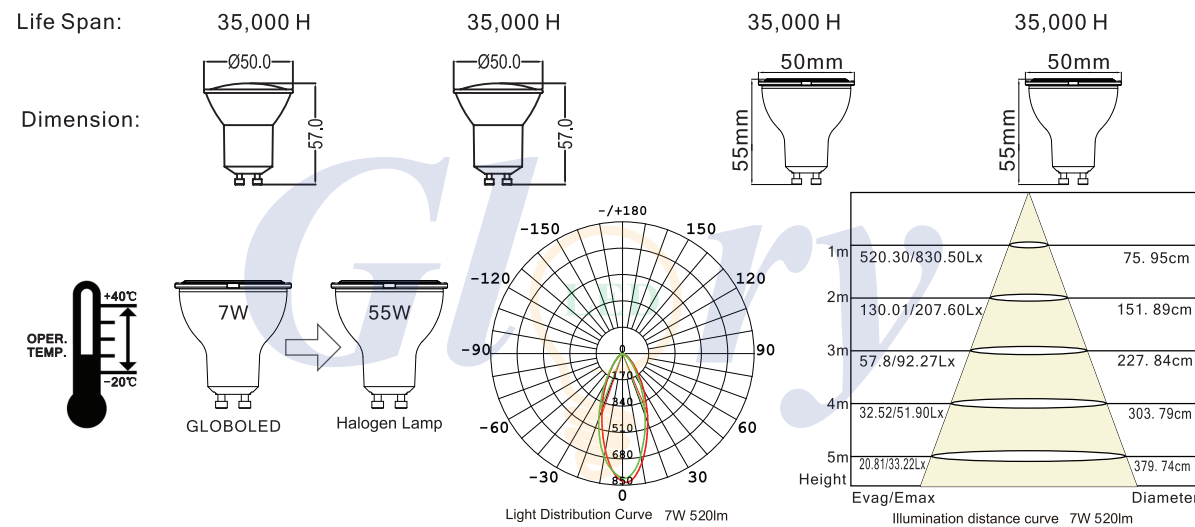
NON DIMMABLE

DIMMABLE

Compatible with leading edge and trailing edge dimmers

Compatible with leading edge and trailing edge dimmers

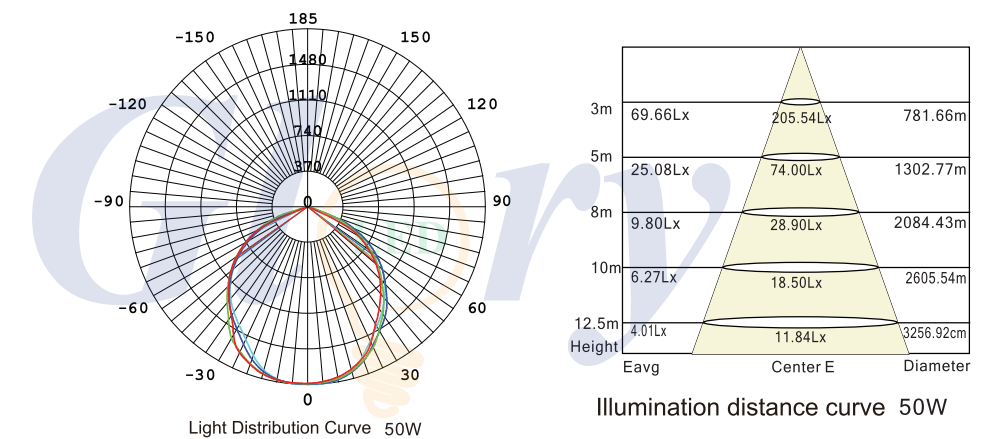
MODEL NO.:	GLR-1015	GLR-1020D	GLR-1010	GLR-1045D
SKU CODE:	1016 2700K Warm White 1017 3000K Warm White 1018 4500K Daylight White 1019 6000K White	1021 2700K Warm White 1022 3000K Warm White 1023 4500K Daylight White 1024 6000K White	1011 2700K Warm White 1012 3000K Warm White 1013 4500K Daylight White 1014 6000K White	1046 2700K Warm White 1047 3000K Warm White 1048 4500K Daylight White 1049 6000K White
WATTS:	7W	7W	5W	5W
Lamp Base:				
Voltage:	AC220-240V	AC220-240V	AC175-265V	AC220-240V
Lumen:	520Lm	520Lm	430Lm	430Lm
CRI:	Ra>80	Ra>80	Ra>80	Ra>80
Angle:				
Material:	Aluminium+Plastic	Aluminium+Plastic	Aluminium+Plastic	Aluminium+Plastic
Chip Type:	Epistar SMD	Epistar SMD	Epistar SMD	Epistar SMD
Start Time:	>0.5	>0.5	>0.5	>0.5



LED Flood Lights



MODEL NO.:	GLR-4240	GLR-4245	GLR-4250
SKU CODE:	4241 3000K Warm White 4243 4500K Daylight White 4242 6000K Cool White	4246 3000K Warm White 4247 4500K Daylight White 4248 6000K Cool White	4251 3000K Warm White 4252 4500K Daylight White 4253 6000K Cool White
WATTS:	50W	80W	100W
SIZE:	-	-	-
Voltage:	AC110-240V	AC110-240V	AC110-240V
Lumen:	5000Lm	8000Lm	10000Lm
CRI:	Ra>80	Ra>80	Ra>80
Angle:	120°	120°	120°
Material:	Aluminium	Aluminium	Aluminium
Chip Type:	Epistar	Epistar	Epistar
PF:	>0.9	>0.9	>0.9
Operating Temp:	-20~+40°C	-20~+40°C	-20~+40°C
Life Span:	35,000 H	35,000 H	35,000 H

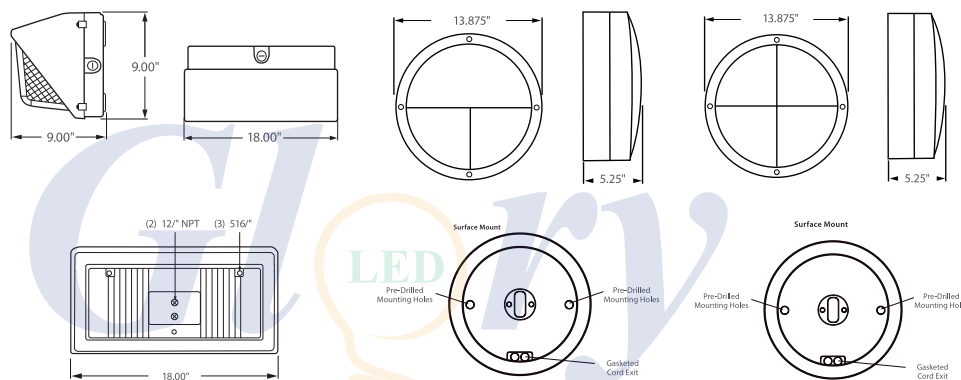




LED Bulkhead Light



MODEL NO.:	GLR- 4325	GLR- 4330	GLR- 4335
SKU CODE:	4326 3000K Warm White 4327 6000K Cool White	4331 3000K Warm White 4332 6000K Cool White	4336 3000K Warm White 4337 6000K Cool White
WATTS:	40W	40W	40W
Voltage:	AC175 - 250V	AC175 - 250V	AC175 - 250V
Lumen:	4500Lm	4500Lm	4500Lm
CRI:	Ra>80	Ra>80	Ra>80
Material:	Die Cast Aluminium / PC	Die Cast Aluminium / PC	Die Cast Aluminium / PC
Type:	Epistar	Epistar	Epistar
PF:	>0.5	>0.5	>0.5
Life Span:	35,000 H	35,000 H	35,000 H



GU5.3 LED Spotlights (MR16)



NON DIMMABLE

DIMMABLE

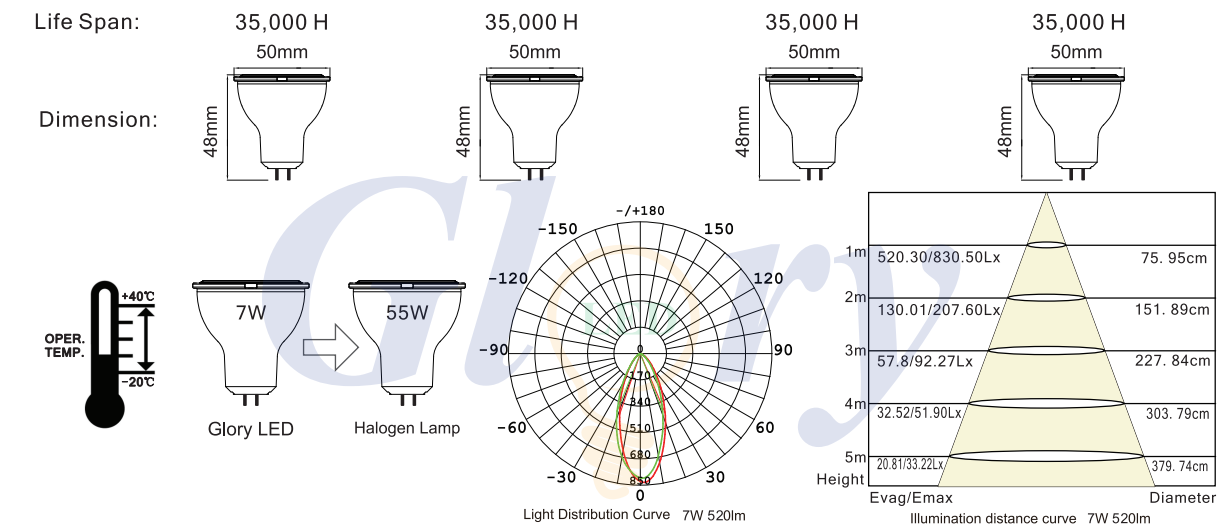
NON DIMMABLE

DIMMABLE

Compatible with leading edge and trailing edge dimmers

Compatible with leading edge and trailing edge dimmers

MODEL NO.:	GLR-1070	GLR-1075D	GLR-1080	GLR-1085D
SKU CODE:	1071 2700K Warm White 1072 3000K Warm White 1073 4500K Daylight White 1074 6000K White	1076 2700K Warm White 1077 3000K Warm White 1078 4500K Daylight White 1079 6000K White	1081 2700K Warm White 1082 3000K Warm White 1083 4500K Daylight White 1084 6000K White	1086 2700K Warm White 1087 3000K Warm White 1088 4500K Daylight White 1089 6000K White
WATTS:	7W	7W	5W	5W
Lamp Base:	GU5.3	GU5.3	GU5.3	GU5.3
Voltage:	AC220-240V	AC220-240V	AC175-265V	AC220-240V
Lumen:	520Lm	520Lm	430Lm	430Lm
CRI:	Ra>80	Ra>80	Ra>80	Ra>80
Angle:	38° 60°	38° 60°	60°	60°
Material:	Aluminium+Plastic	Aluminium+Plastic	Aluminium+Plastic	Aluminium+Plastic
Chip Type:	Epistar SMD	Epistar SMD	Epistar SMD	Epistar SMD
Start Time:	>0.5	>0.5	>0.5	>0.5

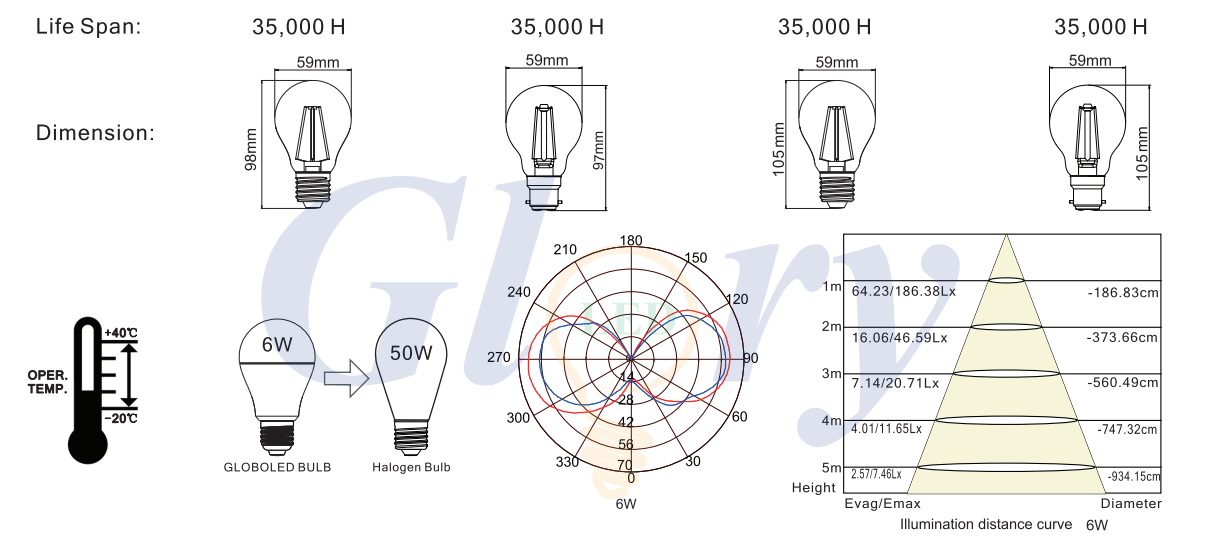




Filament A60 Bulbs



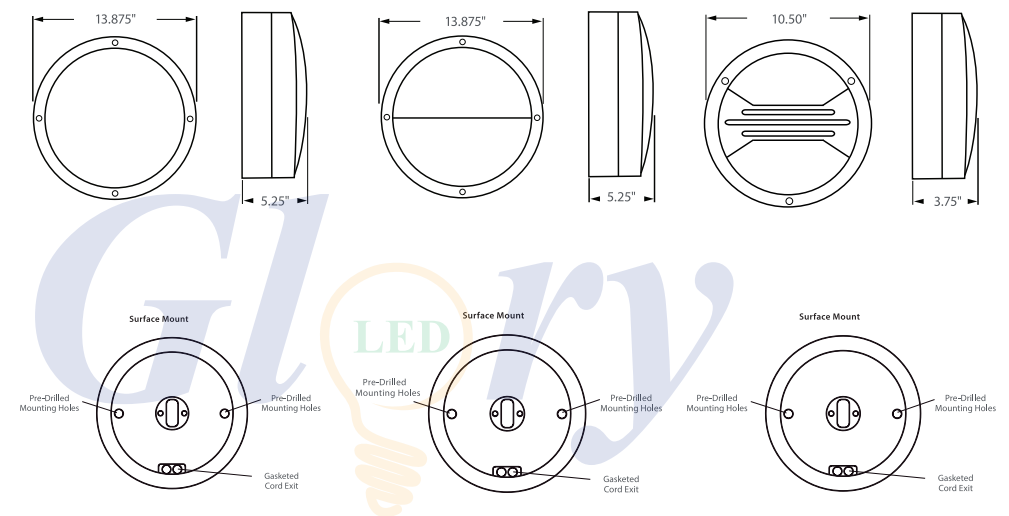
MODEL NO.:	GLR-2020	GLR-2025	GLR-2050D	GLR-2060D
SKU CODE:	2022 3000K Warm White 2023 4500K Daylight White 2024 6000K Cool White	2027 3000K Warm White 2028 4500K Daylight White 2029 6000K Cool White	2051 3000K Warm White 2052 4500K Daylight White 2053 6000K Cool White	2084 3000K Warm White 2085 4500K Daylight White 2086 6000K Cool White
WATTS:	6W	6W	6W	6W
Lamp Base:	E27	B22	E27	B22
Voltage:	AC175-250V	AC175-250V	AC220-240V	AC220-240V
Lumen:	750Lm	750Lm	750Lm	750Lm
CRI:	Ra>80	Ra>80	Ra>80	Ra>80
Angle:	300°	300°	300°	300°
Material:	Glass	Glass	Glass	Glass
Type:	Filament	Filament	Filament	Filament
PF:	>0.5	>0.5	>0.5	>0.5



Bulkhead LED Light



MODEL NO.:	GLR- 4310	GLR- 4315	GLR-4320
SKU CODE:	4311 3000K Warm White 4312 6000K Cool White	4316 3000K Warm White 4317 6000K Cool White	4321 3000K Warm White 4322 6000K Cool White
WATTS:	40W	40W	40W
Voltage:	AC175-250V	AC175-250V	AC175 - 250V
Lumen:	4500Lm	4500Lm	4500Lm
CRI:	Ra>80	Ra>80	Ra>80
Material:	Die Cast Aluminium / PC	Die Cast Aluminium / PC	Die Cast Aluminium / PC
Type:	Epistar	Epistar	Epistar
PF:	>0.5	>0.5	>0.5
Life Span:	35,000 H	35,000 H	35,000 H

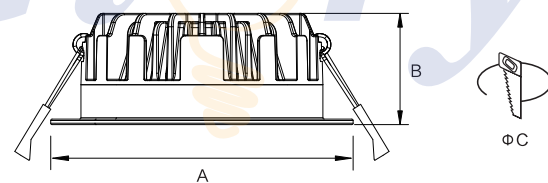




Down Light IP65



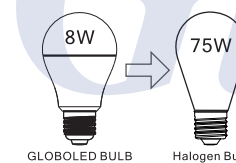
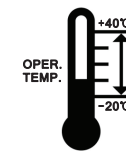
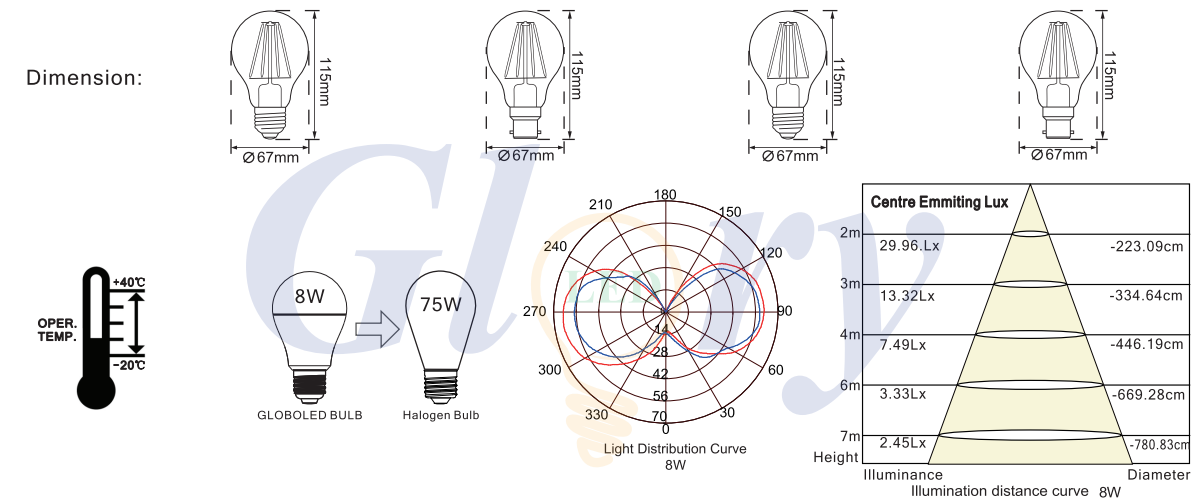
MODEL NO.:	GLR-8060
SKU CODE:	8061 3000K Warm White 8062 4500K Daylight White 8063 6000K Cool White
WATTS:	12W
TYPE:	Recessed Down Light
Voltage:	
Lumen:	960Lm
CRI:	Ra>80
Angle:	120°
Material:	PC/Aluminium
Chip Type:	Epistar
PF:	0.5 / 0.9
Operating Temp:	-20~+50°C
Life Span:	35,000 H
Dimension (AxB):	φ110X40.4 mm
Cut out (C)	105 mm



Filament A60 Bulbs



MODEL NO.:	GLR-2055	GLR-2070	GLR-2065D	GLR-2075D
SKU CODE:	2056 3000K Warm White 2093 4500K Daylight White 2094 6000K Cool White	2087 3000K Warm White 2088 4500K Daylight White 2089 6000K Cool White	2057 3000K Warm White 2095 4500K Daylight White 2096 6000K Cool White	2060 3000K Warm White 2061 4500K Daylight White 2062 6000K Cool White
WATTS:	8W	8W	8W	8W
Lamp Base:	E27	B22	E27	B22
Voltage:	AC175-250V	AC175-250V	AC220-240V	AC220-240V
Lumen:	1030Lm	1030Lm	1030Lm	1030Lm
CRI:	Ra>80	Ra>80	Ra>80	Ra>80
Angle:	300°	300°	300°	300°
Material:	Glass	Glass	Glass	Glass
Type:	Filament	Filament	Filament	Filament
PF:	>0.5	>0.5	>0.5	>0.5
Life Span:	35,000 H	35,000 H	35,000 H	35,000 H



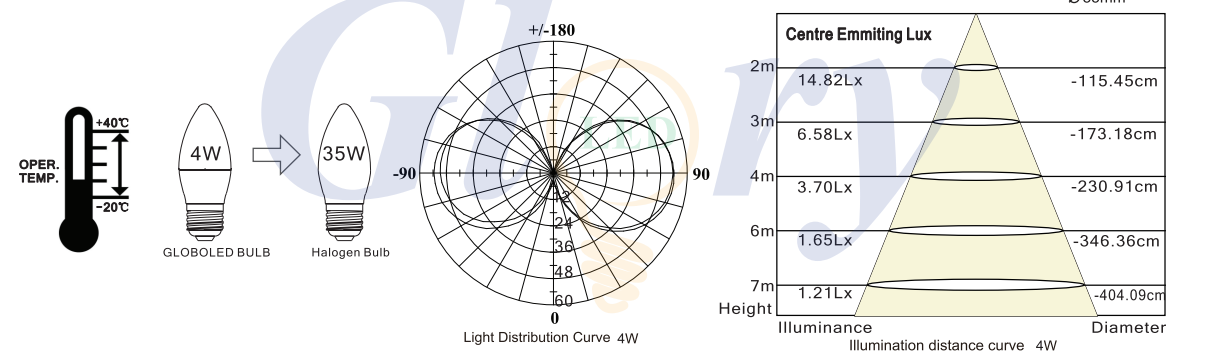


LED Filament Candles



MODEL NO.:	GLR-2040	GLR-2100	GLR-2045D	GLR-2015D
SKU CODE:	2042 3000K Warm White 2043 4500K Daylight White 2044 6000K Cool White	2078 3000K Warm White 2079 4500K Daylight White 2080 6000K Cool White	2047 3000K Warm White 2048 4500K Daylight White 2049 6000K Cool White	2081 3000K Warm White 2082 4500K Daylight White 2083 6000K Cool White
WATTS:	4W	4W	4W	4W
Lamp Base:	E14	E14	E14	E14
Voltage:	AC220-240V	AC220-240V	AC220-240V	AC220-240V
Lumen:	470Lm	470Lm	470Lm	470Lm
CRI:	Ra>80	Ra>80	Ra>80	Ra>80
Angle:	300°	300°	300°	300°
Material:	Glass	Glass	Glass	Glass
Type:	Filament	Filament	Filament	Filament
PF:	>0.5	>0.5	>0.5	>0.5


Life Span:	35,000 H	35,000 H	35,000 H	35,000 H
Dimension:				



Down Light IP44



MODEL NO.:	GLR-8010	GLR-8020	GLR-8030	GLR-8040
SKU CODE:	8011 3000K Warm White 8012 4500K Daylight White 8013 6000K Cool White	8021 3000K Warm White 8022 4500K Daylight White 8023 6000K Cool White	8031 3000K Warm White 8032 4500K Daylight White 8033 6000K Cool White	8041 3000K Warm White 8042 4500K Daylight White 8043 6000K Cool White
WATTS:	12W	15W	25W	30W
TYPE:	Recessed Down Light	Recessed Down Light	Recessed Down Light	Recessed Down Light
Voltage:	AC 100 - 240 V	AC 100 - 240 V	AC 100 - 240 V	AC 100 - 240 V
Lumen:	950Lm	1200Lm	2100Lm	2450Lm
CRI:	Ra>80	Ra>80	Ra>80	Ra>80
Angle:	120°	120°	120°	120°
Material:	PC/Aluminium	PC/Aluminium	PC/Aluminium	PC/Aluminium
Chip Type:	Epistar	Epistar	Epistar	Epistar
PF:	0.5 / 0.9	0.5 / 0.9	0.5 / 0.9	0.5 / 0.9
Operating Temp:	-20~+45°C	-20~+45°C	-20~+45°C	-20~+45°C
Life Span:	35,000 H	35,000 H	35,000 H	35,000 H
Dimension (AxB):	Φ 110x45mm	Φ 140x45mm	Φ 190x45mm	Φ 228x45mm
Cut out (C)	100mm	130mm	170mm	200mm

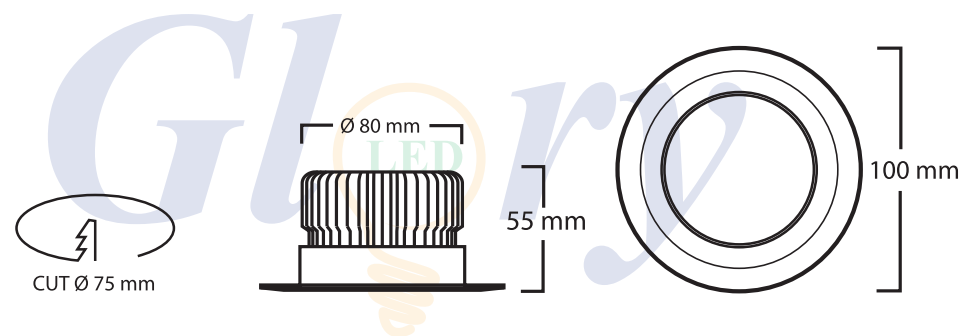




LED Down Light IP20



MODEL NO.:	GLR- 8080
SKU CODE:	8081 3000K Warm White 8082 4500K Daylight White 8083 6000K Cool White
WATTS:	5W
Voltage:	AC 85 - 250V
Lumen:	4400Lm
CRI:	Ra>80
Material:	Aluminium / PC
Type:	Epistar
PF:	0.5 / 0.9
Life Span:	35,000 H
Operating Temp:	-20 - 45°C
Angle:	90°



LED Candle Bulbs

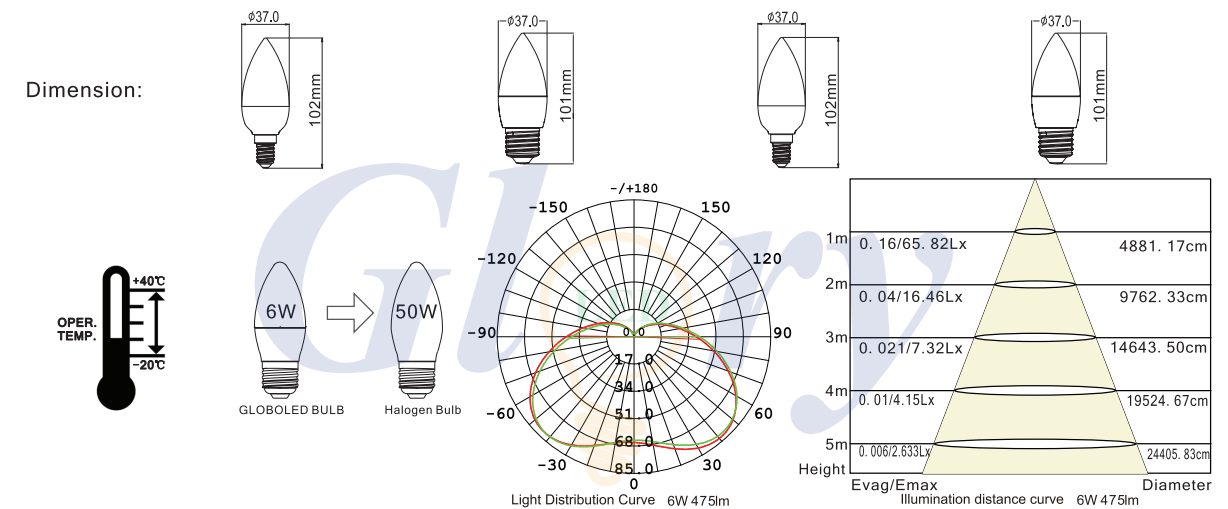


NON DIMMABLE

DIMMABLE

Compatible with leading edge and trailing edge dimmers

MODEL NO.:	GLR-2500	GLR-2510	GLR-2505D	GLR-2515D
SKU CODE:	2501 2700K Warm White 2502 3000K Warm White 2503 4500K Daylight White 2504 6000K Cool White	2511 2700K Warm White 2512 3000K Warm White 2513 4500K Daylight White 2514 6000K Cool White	2506 2700K Warm White 2507 3000K Warm White 2508 4500K Daylight White 2509 6000K Cool White	2516 2700K Warm White 2517 3000K Warm White 2518 4500K Daylight White 2519 6000K Cool White
WATTS:	6W	6W	6W	6W
Lamp Base:	E14	E27	E14	E27
Voltage:	AC220-240V	AC220-240V	AC220-240V	AC220-240V
Lumen:	485Lm	485Lm	485Lm	485Lm
CRI:	Ra>80	Ra>80	Ra>80	Ra>80
Angle:	200°	200°	200°	200°
Material:	Aluminium+Plastic	Aluminium+Plastic	Aluminium+Plastic	Aluminium+Plastic
Chip Type:	Epistar	Epistar	Epistar	Epistar
PF:	>0.5	>0.5	>0.5	>0.5
Life Span:	35,000 H	35,000 H	35,000 H	35,000 H





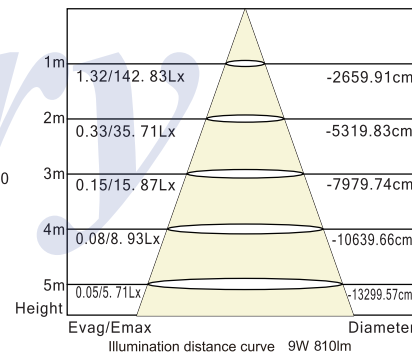
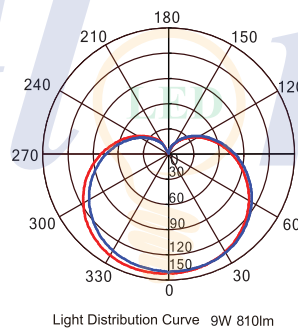
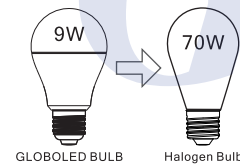
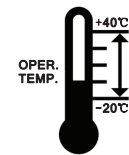
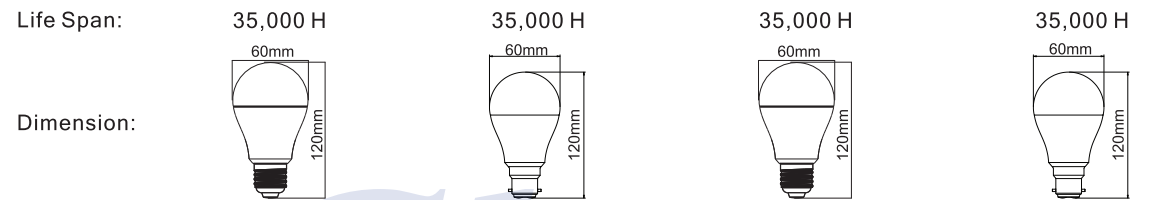
LED A60 Bulbs



NON DIMMABLE

DIMMABLE

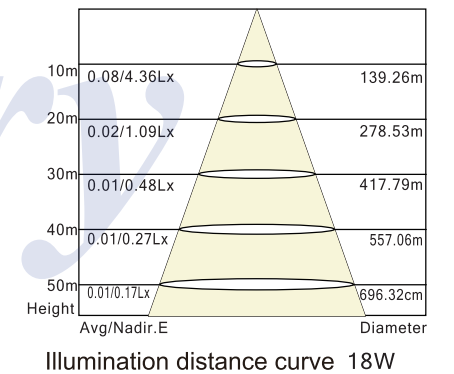
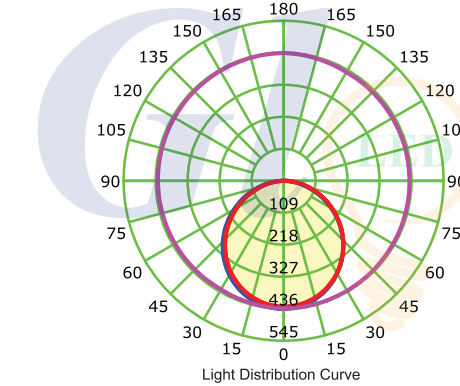
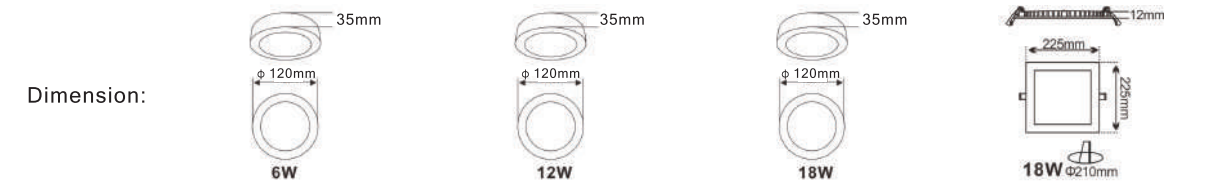
MODEL NO.:	GLR-2015	GLR-2010	GLR-2080D	GLR-2085D
SKU CODE:	2016 2700K Warm White 2017 3000K Warm White 2018 4500K Daylight White 2019 6000K Cool White	2011 2700K Warm White 2012 3000K Warm White 2013 4500K Daylight White 2014 6000K Cool White	2097 2700K Warm White 2098 3000K Warm White 2099 4500K Daylight White 2100 6000K Cool White	2065 2700K Warm White 2066 3000K Warm White 2067 4500K Daylight White 2068 6000K Cool White
WATTS:	9W	9W	9W	9W
Lamp Base:				
Voltage:	AC175-265V	AC175-265V	AC220-240V	AC220-240V
Lumen:	810Lm	810Lm	810Lm	810Lm
CRI:	Ra>80	Ra>80	Ra>80	Ra>80
Angle:	160°	160°	160°	160°
Material:	Aluminum+Plastic	Aluminium+Plastic	Aluminium+Plastic	Aluminium+Plastic
Chip Type:	Epistar	Epistar	Epistar	Epistar
PF:	>0.5	>0.5	>0.5	>0.5



Surface LED Panel Lights



MODEL NO.:	GLR-4225SR	GLR-4230SR	GLR-4235SR	GLR-4220S
SKU CODE:	4226 3000K Warm White 4227 4500K Daylight White 4228 6000K Cool White	4231 3000K Warm White 4232 4500K Daylight White 4233 6000K Cool White	4236 3000K Warm White 4237 4500K Daylight White 4238 6000K Cool White	4221 3000K Warm White 4222 4500K Daylight White 4223 6000K Cool White
WATTS:	6W	12W	18W	18W
TYPE:	Surface Panels	Surface Panels	Surface Panels	Surface Panels
Voltage:	AC180-265V 50Hz	AC180-265V 50Hz	AC180-265V 50Hz	AC180-265V 50Hz
Lumen:	480Lm	960Lm	1450Lm	1440Lm
CRI:	Ra>80	Ra>80	Ra>80	Ra>80
Angle:	120°	120°	120°	120°
Material:	Aluminium	Aluminium	Aluminium	Aluminium
Chip Type:	Epistar	Epistar	Epistar	Epistar
PF:	>0.5	>0.9	>0.9	>0.9
Operating Temp:	-20~+40°C	-20~+40°C	-20~+40°C	-20~+40°C
Life Span:	35,000 H	35,000 H	35,000 H	35,000 H

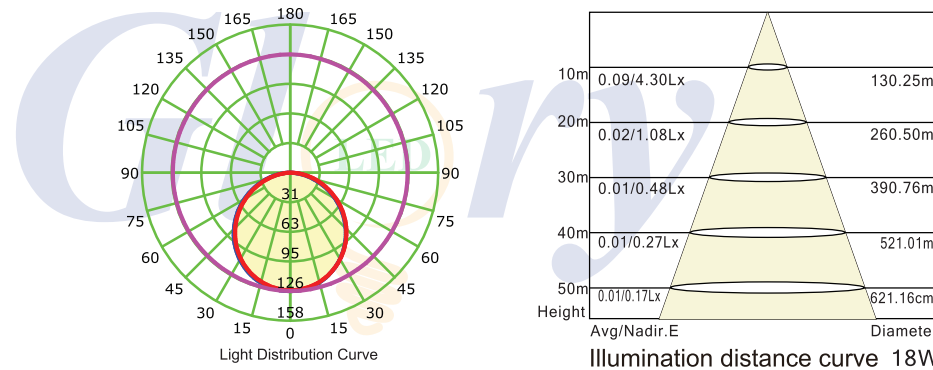
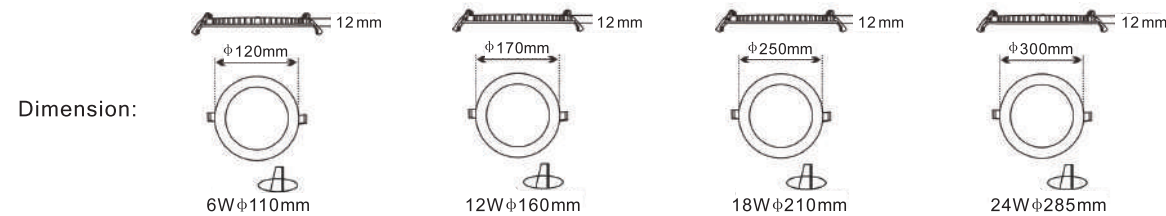




Ultra Thin LED Panel Lights



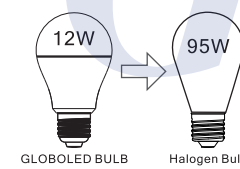
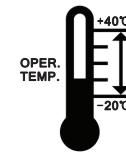
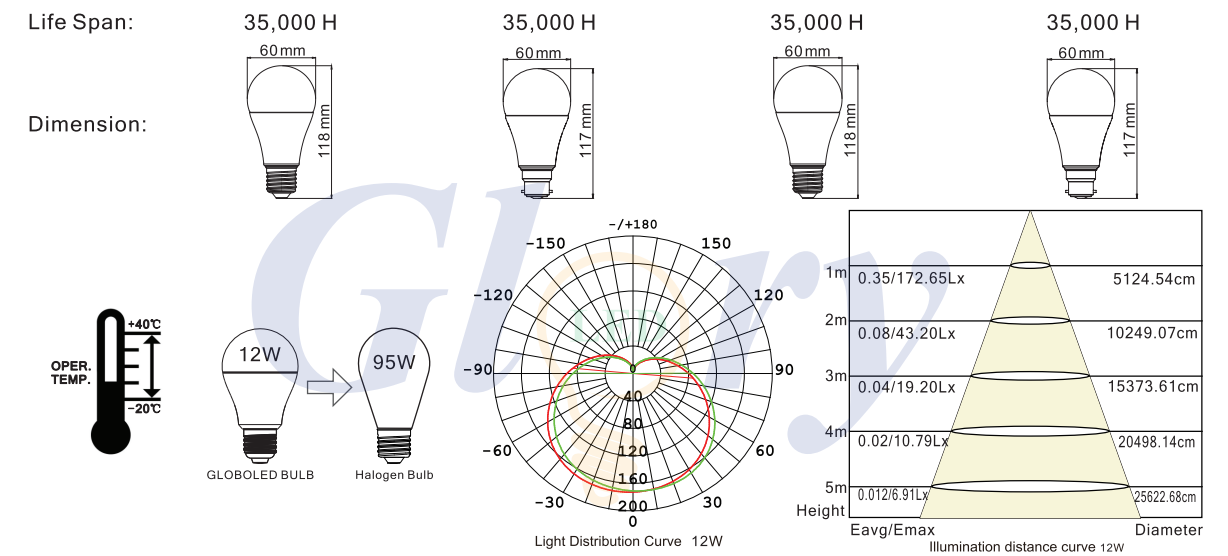
MODEL NO.:	GLR-4200R	GLR-4205R	GLR-4210R	GLR-4215R
SKU CODE:	3000K Warm White 4500K Daylight White 6000K Cool White	4206 3000K Warm White 4207 4500K Daylight White 4208 6000K Cool White	4211 3000K Warm White 4212 4500K Daylight White 4213 6000K Cool White	4216 3000K Warm White 4217 4500K Daylight White 4218 6000K Cool White
WATTS:	6W	12W	18W	24W
TYPE:	Recessed Panel Light	Recessed Panel Light	Recessed Panel Light	Recessed Panel Light
Voltage:	AC180-265V 50Hz	AC180-265V 50Hz	AC180-265V 50Hz	AC180-265V 50Hz
Lumen:	480Lm	960Lm	1450Lm	1950Lm
CRI:	Ra>80	Ra>80	Ra>80	Ra>80
Angle:	120°	120°	120°	120°
Material:	Aluminium	Aluminium	Aluminium	Aluminium
Chip Type:	Epistar	Epistar	Epistar	Epistar
PF:	>0.5	>0.9	>0.9	>0.9
Operating Temp:	-20~+40°C	-20~+40°C	-20~+40°C	-20~+40°C
Life Span:	35,000 H	35,000 H	35,000 H	35,000 H



LED A60 Bulbs



MODEL NO.:	GLR-2090	GLR-2095	GLR-2030D	GLR-2035D
SKU CODE:	2091 2700K Warm White 2092 3000K Warm White 2093 4500K Daylight White 2094 6000K Cool White	2096 2700K Warm White 2097 3000K Warm White 2098 4500K Daylight White 2099 6000K Cool White	2031 2700K Warm White 2032 3000K Warm White 2033 4500K Daylight White 2034 6000K Cool White	2036 2700K Warm White 2037 3000K Warm White 2038 4500K Daylight White 2039 6000K Cool White
WATTS:	12W	12W	12W	12W
Lamp Base:	E27	B22	E27	B22
Voltage:	AC175-265V	AC175-265V	AC220-240V	AC220-240V
Lumen:	1055Lm	1055Lm	1055Lm	1055Lm
CRI:	Ra>80	Ra>80	Ra>80	Ra>80
Angle:	200°	200°	200°	200°
Material:	Aluminium+Plastic	Aluminium+Plastic	Aluminium+Plastic	Aluminium+Plastic
Chip Type:	Epistar	Epistar	Epistar	Epistar
PF:	>0.5	>0.5	>0.5	>0.5

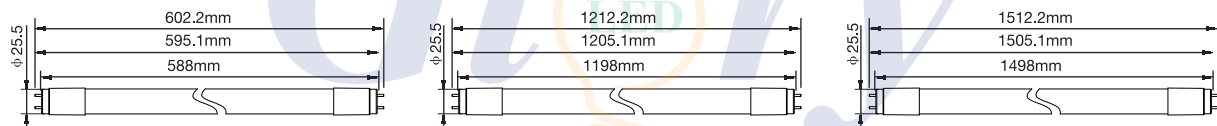




LED Tubes





MODEL NO.:	GLR-7210	GLR-7215	GLR-7220
SKU CODE:	7211 3000K Warm White 7212 4500K Daylight White 7213 6000K Cool White	7216 3000K Warm White 7217 4500K Daylight White 7218 6000K Cool White	7221 3000K Warm White 7222 4500K Daylight White 7223 6000K Cool White
WATTS:	9W	18W	24W
Lamp Base:	G13	G13	G13
Voltage:	AC175-250V 50Hz	AC175-250V 50Hz	AC175-250V 50Hz
Lumen:	810Lm	1550Lm	2450Lm
CRI:	Ra>80	Ra>80	Ra>80
Angle:	200°	200°	200°
Material:	GLASS+PCB	GLASS+PCB	GLASS+PCB
Chip Type:	Epistar	Epistar	Epistar
PF:	>0.5	>0.5	>0.5
Operating Temp:	-20~+40°C	-20~+40°C	-20~+40°C
Life Span:	35,000 H	35,000 H	35,000 H



LED Panel Light's Supporting Wires




MODEL NO.: GLR-9500
SKU: 9501
Material: Stainless Steel
Parts Quantity: 4 Sets






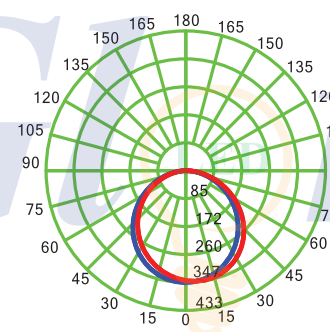
High Lumen LED Panel Lights



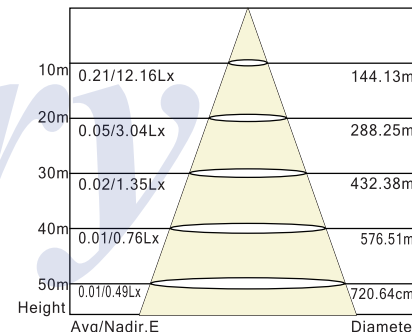
Precise Finishing Technology



MODEL NO.:	GLR-9020	GLR-9030
SKU CODE:	9021 3000K Warm White 9022 4500K Daylight White 9023 6000K Cool White	9031 3000K Warm White 9032 4500K Daylight White 9033 6000K Cool White
WATTS:	45W	72W
SIZE:	295x1195x9	595x1195x9
Voltage:	AC220-240V 50Hz	AC110-240V 50Hz
Lumen:	3600Lm	5800Lm
CRI:	Ra>80	Ra>80
Angle:	120°	120°
Material:	Aluminium	Aluminium
Chip Type:	Epistar	Epistar
LGP	MITSUBISHI	MITSUBISHI
Diffuser	PS	PS
PF:	>0.9	>0.9
Operating Temp:	-20~+40°C	-20~+40°C
Life Span:	35,000 H	35,000 H



Light Distribution Curve



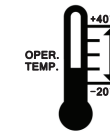
Illumination distance curve 45W



LED Strip Lights

24V Single Color
WW NW BW R G B

24V DC POWER OUT DIMMABLE 120° BEAM ANGLE 5m REEL LENGTH INDOOR IP65



PER 5 CHIPS CUTTABLE

	IP20				
	3000K	4500K	6000K	Blue	RGB
MODEL	GLR-3040	GLR-3040	GLR-3040	GLR-3040	GLR-3040
SKU	3042	3043	3044	3045	3046
LED TYPE	SMD5050	SMD5050	SMD5050	SMD5050	SMD5050
WATTS	7.2W	7.2W	7.2W	7.2W	7.2W
LUMEN	530Lm	570Lm	595Lm	NA	NA
Voltage	24V	24V	24V	24V	24V
Length	10*5000mm	10*5000mm	10*5000mm	10*5000mm	10*5000mm
Fixture	3M Tape	3M Tape	3M Tape	3M Tape	3M Tape
PCB	Double Layer	Double Layer	Double Layer	Double Layer	Double Layer
CRI	Ra>75	Ra>75	Ra>75	Ra>75	Ra>75

PER 6 CHIPS CUTTABLE

	IP65				
	3000K	4500K	6000K	Blue	RGB
MODEL	GLR-3090WP	GLR-3090WP	GLR-3090WP	GLR-3090WP	GLR-3090WP
SKU	3092	3093	3094	3095	3096
LED TYPE	SMD5050	SMD5050	SMD5050	SMD5050	SMD5050
WATTS	7.2W	7.2W	7.2W	7.2W	7.2W
LUMEN	520Lm	560Lm	580Lm	NA	NA
Voltage	24V	24V	24V	24V	24V
Length	12*5000mm	12*5000mm	12*5000mm	12*5000mm	12*5000mm
Fixture	3M Tape	3M Tape	3M Tape	3M Tape	3M Tape
PCB	Double Layer	Double Layer	Double Layer	Double Layer	Double Layer
CRI	Ra>75	Ra>75	Ra>75	Ra>75	Ra>75

PER 6 CHIPS CUTTABLE

	IP20				
	3000K	4500K	6000K	Blue	RGB
MODEL	GLR-3050	GLR-3050	GLR-3050	GLR-3050	GLR-3050
SKU	3052	3053	3054	3055	3056
LED TYPE	SMD5050	SMD5050	SMD5050	SMD5050	SMD5050
WATTS	14.4W	14.4W	14.4W	14.4W	14.4W
LUMEN	1100Lm	1140Lm	1200Lm	NA	NA
Voltage	24V	24V	24V	24V	24V
Length	10*5000mm	10*5000mm	10*5000mm	10*5000mm	10*5000mm
Fixture	3M Tape	3M Tape	3M Tape	3M Tape	3M Tape
PCB	Double Layer	Double Layer	Double Layer	Double Layer	Double Layer
CRI	Ra>75	Ra>75	Ra>75	Ra>75	Ra>75

PER 6 CHIPS CUTTABLE

	IP65				
	3000K	4500K	6000K	Blue	RGB
MODEL	GLR-3100WP	GLR-3100WP	GLR-3100WP	GLR-3100WP	GLR-3100WP
SKU	3102	3103	3104	3105	3106
LED TYPE	SMD5050	SMD5050	SMD5050	SMD5050	SMD5050
WATTS	7.2W	7.2W	7.2W	7.2W	7.2W
LUMEN	1060Lm	1100Lm	1160Lm	NA	NA
Voltage	24V	24V	24V	24V	24V
Length	12*5000mm	12*5000mm	12*5000mm	12*5000mm	12*5000mm
Fixture	3M Tape	3M Tape	3M Tape	3M Tape	3M Tape
PCB	Double Layer	Double Layer	Double Layer	Double Layer	Double Layer
CRI	Ra>75	Ra>75	Ra>75	Ra>75	Ra>75

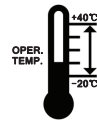


LED Strip Lights

24V Single Color

WW NW BW R G B

24V DC POWER OUT DIMMABLE 120° BEAM ANGLE 5m REEL LENGTH INDOOR IP65



CUTTABLE	IP20			
	3000K	4500K	6000K	Blue
MODEL	GLR-3010	GLR-3010	GLR-3010	GLR-3010
SKU	3012	3013	3014	3015
LED TYPE	SMD2835	SMD2835	SMD2835	SMD2835
WATTS	4.8W	4.8W	4.8W	4.8W
LUMEN	430Lm	450Lm	475Lm	NA
Voltage	24V	24V	24V	24V
Length	8*5000mm	8*5000mm	8*5000mm	8*5000mm
Fixture	3M Tape	3M Tape	3M Tape	3M Tape
PCB	Double Layer	Double Layer	Double Layer	Double Layer
CRI	Ra>75	Ra>75	Ra>75	Ra>75


CUTTABLE	IP65			
	3000K	4500K	6000K	Blue
MODEL	GLR-3060WP	GLR-3060WP	GLR-3060WP	GLR-3060WP
SKU	3062	3063	3064	3065
LED TYPE	SMD2835	SMD2835	SMD2835	SMD2835
WATTS	4.8W	4.8W	4.8W	4.8W
LUMEN	415Lm	435Lm	460Lm	NA
Voltage	24V	24V	24V	24V
Length	10*5000mm	10*5000mm	10*5000mm	10*5000mm
Fixture	3M Tape	3M Tape	3M Tape	3M Tape
PCB	Double Layer	Double Layer	Double Layer	Double Layer
CRI	Ra>75	Ra>75	Ra>75	Ra>75

CUTTABLE	IP20			
	3000K	4500K	6000K	Blue
MODEL	GLR-3020	GLR-3020	GLR-3020	GLR-3020
SKU	3022	3023	3024	3025
LED TYPE	SMD2835	SMD2835	SMD2835	SMD2835
WATTS	9.6W	9.6W	9.6W	9.6W
LUMEN	910Lm	930Lm	955Lm	NA
Voltage	24V	24V	24V	24V
Length	8*5000mm	8*5000mm	8*5000mm	8*5000mm
Fixture	3M Tape	3M Tape	3M Tape	3M Tape
PCB	Double Layer	Double Layer	Double Layer	Double Layer
CRI	Ra>75	Ra>75	Ra>75	Ra>75

CUTTABLE	IP65			
	3000K	4500K	6000K	Blue
MODEL	GLR-3070WP	GLR-3070WP	GLR-3070WP	GLR-3070WP
SKU	3072	3073	3074	3075
LED TYPE	SMD2835	SMD2835	SMD2835	SMD2835
WATTS	9.6W	9.6W	9.6W	9.6W
LUMEN	880Lm	900Lm	920Lm	NA
Voltage	24V	24V	24V	24V
Length	10*5000mm	10*5000mm	10*5000mm	10*5000mm
Fixture	3M Tape	3M Tape	3M Tape	3M Tape
PCB	Double Layer	Double Layer	Double Layer	Double Layer
CRI	Ra>75	Ra>75	Ra>75	Ra>75



High Lumen LED Panel Lights



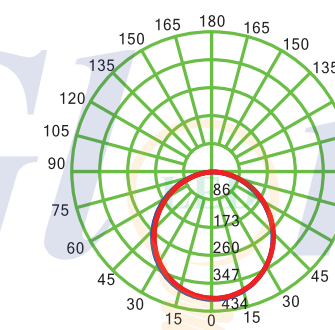
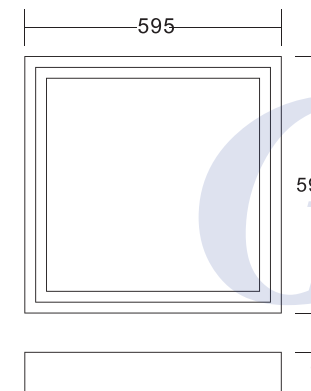
Precise Finishing Technology

MODEL NO.:	GLR-9010
SKU CODE:	9011 3000K Warm White 9012 4500K Daylight White 9013 6000K Cool White
WATTS:	45W
SIZE:	595X595X9mm
Voltage:	AC220-240V 50Hz
Lumen:	3800Lm
CRI:	Ra>80
Angle:	120°
Material:	Aluminium
Chip Type:	Epistar
LGP	MITSUBISHI
Diffuser	PS
PF:	>0.9
Operating Temp:	-20~+40°C
Life Span:	35,000 H

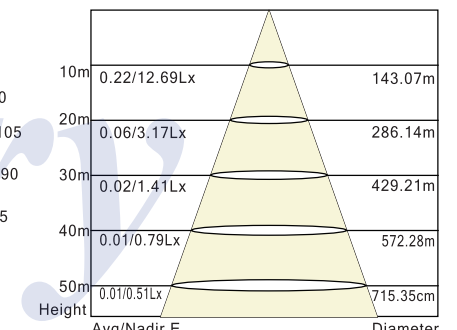
3800Lm

EPISTAR
CHIP

MITSUBISHI
LGP



Light Distribution Curve



Illumination distance curve 45W



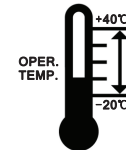
LED Strip Light's IP67 Drivers



IP65

Product Features:

1. AC110-240V Input
2. Overload protection
3. Over-voltage protection
4. Short Circuit Protection
5. Temperature coefficient
6. Operating Temperature: -20~+40°C
7. Storage Temperature: -20~+60°C



20W

MODEL NO.:	GLR-4010
SKU:	4011
Output Voltage:	DC 24V
Output Current:	0.83A
DIMENSIONS:	160x30x20mm

60W

MODEL NO.:	GLR-4011
SKU:	4021
Output Voltage:	DC 24V
Output Current:	2.5A
DIMENSIONS:	168x68x43mm

100W

MODEL NO.:	GLR-4012
SKU:	4031
Output Voltage:	DC 24V
Output Current:	4.17A
DIMENSIONS:	213x68x43mm

Strip Light Dimmers- RF Remote Control



MODEL NO.:	GLR-4025
SKU:	4037
SPECS:	24V 192W
Remote Distance:	>30m
PWM Level:	256



LED Strip Lights



CUTTABLE	PER 6 CHIPS			
	3000K	4500K	6000K	Blue
MODEL	GLR-3030	GLR-3030	GLR-3030	GLR-3030
SKU	3032	3033	3034	3035
LED TYPE	SMD2835	SMD2835	SMD2835	SMD2835
WATTS	19.2W 1850Lm	19.2W 1900Lm	19.2W 1950Lm	19.2W NA
LUMEN				
Voltage	24V	24V	24V	24V
Length	10*5000mm	10*5000mm	10*5000mm	10*5000mm
Fixture	3M Tape	3M Tape	3M Tape	3M Tape
PCB	Double Layer	Double Layer	Double Layer	Double Layer
CRI	Ra>75	Ra>75	Ra>75	Ra>75

CUTTABLE	PER 6 CHIPS			
	3000K	4500K	6000K	Blue
MODEL	GLR-3080WP	GLR-3080WP	GLR-3080WP	GLR-3080WP
SKU	3082	3083	3084	3085
LED TYPE	SMD2835	SMD2835	SMD2835	SMD2835
WATTS	19.2W 1800Lm	19.2W 1850Lm	19.2W 1900Lm	19.2W NA
LUMEN				
Voltage	24V	24V	24V	24V
Length	12*5000mm	12*5000mm	12*5000mm	12*5000mm
Fixture	3M Tape	3M Tape	3M Tape	3M Tape
PCB	Double Layer	Double Layer	Double Layer	Double Layer
CRI	Ra>75	Ra>75	Ra>75	Ra>75

IP65 RGB SET



MODEL	GLR-3500WP
SKU	3501
LED TYPE	SMD5050
WATTS	7.2W
VOLTAGE	24V
FIXTURE	3M Tape
PCB	Double Layer




MODEL	GLR-3505WP
SKU	3506
LED TYPE	SMD5050
WATTS	14.4W
VOLTAGE	24V
FIXTURE	3M Tape
PCB	Double Layer



LED Strip Light's Components


SMD2835 Strip Light's Components



SMD5050 Strip Light's Components



RGB Components



Waterproof Connectors

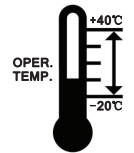


LED Strip Light's IP20 Drivers



Product Features:

1. AC110-240V Input
2. Overload protection
3. Over-voltage protection
4. Short Circuit Protection
5. Temperature coefficient
6. Operating Temperature: -20~+40°C
7. Storage Temperature: -20~+60°C



20W

MODEL NO.:	GLR-4020
SKU:	4032
SPECS:	24V 1A
SIZE:	85x53x33mm

30W

MODEL NO.:	GLR-4021
SKU:	4033
SPECS:	24V 1.5A
SIZE:	85x53x33mm

100W

MODEL NO.:	GLR-4022
SKU:	4034
SPECS:	24V 4.1A
SIZE:	160x98x42mm

150W

MODEL NO.:	GLR-4023
SKU:	4035
SPECS:	24V 6.2A
SIZE:	200x98x42mm

200W

MODEL NO.:	GLR-4024
SKU:	4036
SPECS:	24V 8.3A
SIZE:	200x98x33mm

Connection Diagram

